

English Language Arts 11 B Course Overview

Welcome

If you have already seen this course introduction, mark this complete and go straight to the assessment.

This course is set up differently from some of your other courses. You will see many types of instruction and opportunities to practice what you are learning.

Video cannot be displayed on Print Preview

Transcript

This course does not have a physical textbook. Everything you need is included in the course overview, lessons, and Backpack. Students in some courses will receive additional physical materials.

This course has a coaching guide for your Learning Coach or Caretaker. Remind them to open the Learning Coach Guide links at the bottom of some pages to review the coaching guides.

Accessing & Navigating Your Course

You can view each day's lessons on your Planner or Calendar.

Overdue lessons appear in your To-Do List.

Select the lesson to open the lesson viewer.

The outline shows you the units and lessons of the course in order. Use this outline to navigate through the course and preview what's coming up next.

Navigate to each page of the lesson using the previous or next arrows in the center of the lesson pane.

Each lesson has parts for you to learn and practice, as well as assessments to show what you learned.

The assessments need to be completed before the lesson as a whole can be considered complete or done.

Working in Your Course

Watch the video below to become familiar with how the course is organized.

Video cannot be displayed on Print Preview

Transcript

There are a variety of assessments throughout the course. The most common are quick checks and unit tests. This chart lists all the possible assessment types, though this course may not include all of them.

Assessment	Graded/ Weighted	Description
Quick Check	yes	<ul style="list-style-type: none"> • a few questions • information from one lesson
Discussion	yes	<ul style="list-style-type: none"> • a question or prompt to talk about
Portfolio	yes	<ul style="list-style-type: none"> • original student work (essays, presentations, etc.) • information from more than one lesson or a unit • submitted through the Drop Box option
Unit Test	yes	<ul style="list-style-type: none"> • several questions including short answer questions • information from one unit
Semester Exam	yes	<ul style="list-style-type: none"> • several questions including short answer questions • information from the entire semester
Sample Work Drop Box	if assigned by teacher	<ul style="list-style-type: none"> • submit items requested by the teacher

Assessments may open in a separate window. Make sure to select the button to submit the assessment when you are finished.

Depending on your course, you may need to mark the lesson complete. Green check marks appear next to everything you have completed. Once you mark the lesson complete, the gray check mark will turn to pending or green.

Receiving Grades & Feedback

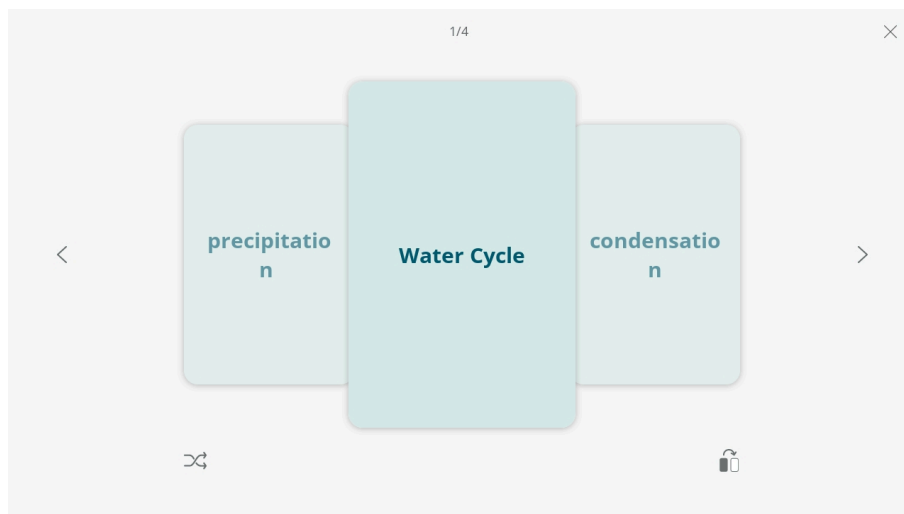
Teacher feedback and grades are accessed in the Grade Book. You will also receive WebMail notifications when your teacher has graded or added feedback to your work.

Review both your teacher's feedback and the relevant lessons. Follow-up with your Learning Coach or Caretaker and teacher if you still have questions.

Lesson Interactives

This course allows you to interact with the content in new and engaging ways. There are five interactive types that help bring the content to life. An example of each interactive is on the page. Practice with each one to gain familiarity with the functionality of each item type.

Flashcards: An interactive that allows you to review keywords/images and their definitions. You will flip through the cards in a virtual environment. The cards can have words or pictures on one side and words on the other side.



Hotspot: An interactive that is an image with pins attached to a specific location on the image. The pin has a title and description set, which will appear when selected. Pins can be black, white, or red, and pin labels can be numbers, letters, or unlabeled.



Timelines: An interactive that allows you to view the order of events, images, and descriptions. Timelines can include three levels – time period, date, and event – that you will scroll through.

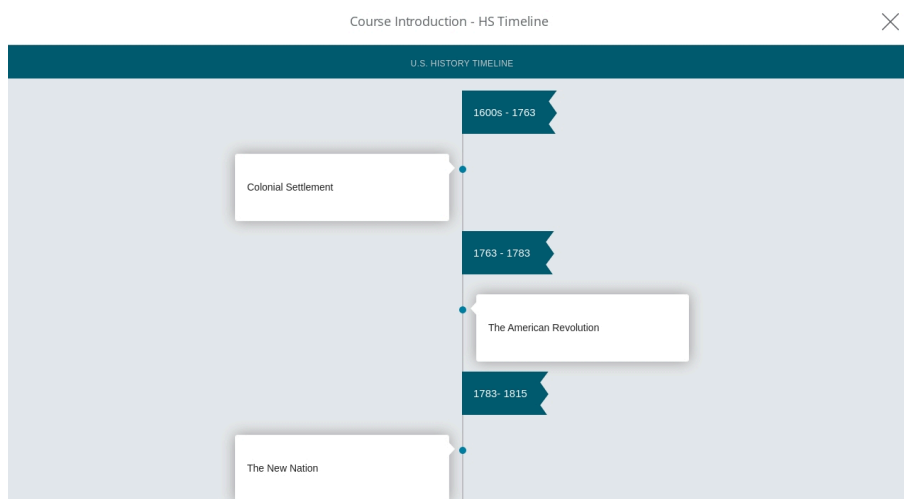
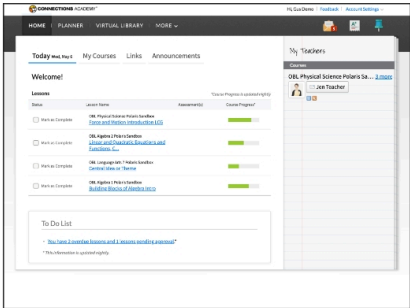


Image Gallery: This interactive allows you to see multiple images related to the content without scrolling.



The homepage will show you your teachers, to do list, and lessons.

^ Hide caption



Animation: An interactive that allows you to scroll through images and captions.

CONNECTIONS ACADEMY™

Hi, Gus Demo | Feedback | Account Settings

HOME | PLANNER | VIRTUAL LIBRARY | MORE

Today, Wed, May 6 | My Courses | Links | Announcements

Welcome!

Lessons

*Course Progress is updated nightly

Status	Lesson Name	Assessment(s)	Course Progress*
<input type="checkbox"/> Mark as Complete	OBL Physical Science Polaris Sandbox Force and Motion Introduction LCG		<div></div>
<input type="checkbox"/> Mark as Complete	OBL Algebra 2 Polaris Sandbox Linear and Quadratic Equations and Functions LCG		<div></div>
<input type="checkbox"/> Mark as Complete	OBL Language Arts 7 Polaris Sandbox Central Idea or Theme		<div></div>
<input type="checkbox"/> Mark as Complete	OBL Algebra 1 Polaris Sandbox Building Blocks of Algebra Intro		<div></div>

To Do List

- You have 2 overdue lessons and 1 lessons pending approval*

* This information is updated nightly.


My Teachers

Courses

OBL Physical Science Polaris Sa... [3 more](#)

Jen Teacher

The homepage will show you your teachers, to do list, and lessons.



Embedded Assessment Items

The course includes embedded assessment items. When these items are found in the lesson, they are non-scored and allow you to self-check your understanding and mastery of the content. The embedded assessment items can be found on assessments as well. They will be scored if they are on an assessment. There will be familiar question types such as standard multiple choice questions where you select one answer, as well as multiple response multiple choice questions where you can select more than one answer. This question type will show squares next to the choices instead of circles. Below is an explanation with examples of other question types.

Choice Matrix: This question style will show a table with rows and columns. You will evaluate one or more rows using a set of column options. You will choose the correct answer to the statement in the row.

Classification: This question style requires you to sort the word bank items into groups.

Match List: This question style requires you to match items based on the question directive. The words may or may not disappear after they have been used. Some words can be used more than once if appropriate when matching.

Order List: This question style requires you to sort the words or phrases in order from first to last, or least to greatest, based on the question directions.

Cloze: There are two types of cloze questions. These questions require you to fill in the blank. The first type is a drag and drop. This item will show a single sentence or passage. You will select an answer from the word bank and move the words from the bank to the appropriate blank in the sentence/passage. Remember that words may or may not disappear after they have been used. Some words can be used more than once if appropriate in a drag and drop. The second cloze question type is a drop-down. Instead of a word bank, you will click the blank space to reveal the answer choices. Select the word or phrase from the drop-down to complete the sentence/passage.

Label Image: There are two types of label image questions. These questions require you to fill in the blank by naming the blank space. The first type is a drag and drop. You will pick the correct answer from the word bank and place it on the appropriate space to label the image. The word bank words may or may not disappear after they have been used. Some words can be used more than once if appropriate in a drag and drop. The second label image question type is a drop-down. Instead of a word bank, you will click the blank space to reveal the answer choices. Select the word or phrase from the drop-down to label the image.

Written Response: There are two types of written response questions. These questions require you to type in your answer. The first is a short text item and the second is an essay text item. Be sure to review your response; you will only have one chance to answer the question.

Course Guide for High School English

This course will help you develop study and analysis skills that promote interdisciplinary critical thinking, literacy, and lifelong appreciation of reading and writing. The course is developed with the following goals in mind:

- instilling a love of reading to help you gain the knowledge and critical thinking you need for success in the virtual classroom and beyond
- strengthening your literacy confidence and competence through multiple readings of grade-appropriate texts for different purposes
- helping you develop the skills necessary to understand, evaluate, and appreciate a variety of texts with many historical and cultural contexts
- providing ample opportunities to self-select texts that inspire you to explore the world through reading and writing
- empowering you with the skills and competencies to write a variety of text types



To accomplish these goals, the course has some significant and unique features.

Extra Reading Days

One lesson day per unit is designated as a reading day, with no additional instruction.

Writing Instruction

Whole units are focused on development of skills for writing different types of texts.

These units culminate in composition portfolios that will support you through the writing process. Instruction about grammar and English writing conventions is integrated into these units. There is no unit test associated with these units.

Your compositions will be assessed using checklist rubrics, which are provided before you begin each composition. These detailed rubrics clarify the expectations for your writing. Simpler versions of these checklists are provided with other writing assignments throughout the course to support self-assessment of your work.

Designated Texts

Units throughout the course will be associated with assigned readings, which will be introduced and previewed in the unit introduction lesson. A pacing guide is included to support completion of each reading by the end of the unit. In the last lesson of a unit, you will be asked to apply the unit skills and concepts to your study and analysis of the assigned reading.

Grade 9	Unit	Assigned Reading Title	Assigned Reading Author
Semester A	Studying Informational Text	Narrative of the Life of Frederick Douglass	Frederick Douglass
Semester A	Studying Literary Text	Lord of the Flies	William Golding
Semester A	Language and Style	The Cop and the Anthem	O. Henry
Semester A	Language and Style	The Walrus and the Carpenter	Lewis Carroll
Semester A	Poetry and Drama	Romeo and Juliet	William Shakespeare
Semester B	Analyzing Informational Text	The Art of War	Sun Tzu
Semester B	Analyzing Literary Text	To Kill a Mockingbird	Harper Lee

Grade 10	Unit	Assigned Reading Title	Assigned Reading Author
Semester A	Studying Informational Text	I Am Malala	Christina Lamb and Malala Yousafzai
Semester A	Studying Literary Text	Kindred	Octavia Butler
Semester A	Language and Style	Zero Hour	Ray Bradbury
Semester A	Language and Style	When I Think about Myself	Maya Angelou
Semester A	Poetry and Drama	The Glass Menagerie	Tennessee Williams
Semester B	Analyzing Informational Text	I Know Why the Caged Bird Sings	Maya Angelou
Semester B	Analyzing Literary Text	Of Mice and Men	John Steinbeck

Grade 11	Unit	Assigned Reading Title	Assigned Reading Author
Semester A	Studying Informational Text	The Journey of Crazy Horse: A Lakota History	Joseph M. Marshall III
Semester A	Studying Literary Text	Their Eyes Were Watching God	Zora Neale Hurston
Semester A	Language and Style	The Celebrated Jumping Frog of Calaveras County	Mark Twain
Semester A	Language and Style	The Raven	Edgar Allan Poe
Semester A	Poetry and Drama	Macbeth	William Shakespeare

Semester B	Analyzing Informational Text	Bury My Heart at Wounded Knee	Dee Brown
Semester B	Analyzing Literary Text	Les Misérables	Victor Hugo

Grade 12	Unit	Assigned Reading Title	Assigned Reading Author
Semester A	Studying Informational Text	The Souls of Black Folk	W. E. B. DuBois
Semester A	Studying Literary Text	Love in the Time of Cholera	Gabriel Garcia Marquez
Semester A	Language and Style	The Nose	Nikolai Gogol
Semester A	Language and Style	Sonnet 18	William Shakespeare
Semester A	Poetry and Drama	Fences	August Wilson
Semester B	Analyzing Informational Text	A Room of One's Own	Virginia Woolf
Semester B	Analyzing Literary Text	Crime and Punishment	Fyodor Dostoevsky

Self-Selected Texts

For other units throughout the course, you will be expected to select either a fiction or nonfiction text that interests you. When selecting a book, consider the following tips:

- Look at the title and the cover—does it appeal to you?
- Read the summary of the book. What genre is it? Consider reading from various genres.
- Read information about the author.
- Look at print size for ease of reading.

- Read the first page or two and check for the number of challenging words. If this number is higher than five or six, the book might be too difficult for you to enjoy.
- Give a book a fair chance—read several pages or chapters before deciding whether it's right for you.
- Listen to the suggestions of family members, friends, teachers, and librarians.

